

# BELLANO-F

## Purchase price list 04/2021

valid from 01.04.2021

with prices in €, gross purchase price system



**GWINNER<sup>®</sup>**

## Front and carcase Natural oak timber

### Contrast finishes

White matt silk lacquer  
Stainless steel handles

Fango matt silk lacquer  
Stainless steel handles

Anthracite matt silk lacquer  
Anthracite handles

Rust-effect look/concrete look  
Stainless steel handles

Nero marble effect  
Anthracite handles

If a contrast finish is chosen as part of a combination, the TV bench and angled shelves will be supplied with this finish.

The handle finish is as above as standard. It is possible to change the handles from stainless steel to anthracite or vice versa at no extra cost, simply state this clearly on your order.

Metal base panels are either delivered in the stainless-steel finish or in anthracite to match the handles.

The colour and wood finishes have been specifically created for Gwinner models and can therefore not be found in any standard. Colour samples provide an approximate reproduction and serve only as a guide.

## Table of contents

Finishes	Page	2
Product information and ordering information	Page	3-5
Combinations	Page	6-11
Planning system for individual models	Page	12-19
Accessories (lighting, shelves, etc.)	Page	20-21
Coffee table, dining table, chair and bench recommendations	Page	22

### Customer services:

#### Sales:

You can call us:  
Mon to Fri 8 a.m. – 5 p.m. Tel. +49 (0)7445 183 0

#### Planning information:

You can call us:  
Mon to Fri 8 a.m. – 5 p.m. Tel. +49 (0)7445 183 370  
Fax +49 (0)7445 183 399

#### Website:

[www.gwinner.de](http://www.gwinner.de)

# Product information

Bellano-F has been awarded the DGM mark of quality by the German Furniture Quality Association

Country of manufacture: Germany



## Materials used:

The fronts are made from 19-mm-thick MDF panels. Sides, shelves and rear panels are made from chipboard. Visible surfaces are in real-wood veneer, or feature the rust-effect look or matt silk lacquer on the contrasting surface. The sides and shelves are 19-mm thick, the TV benches are 59-mm thick, and rear panels are 5-mm thick.

The drawers are mounted on soft-close, partial-extension Quadro runners, and have been tested 40,000 times.

Doors and glass doors are mounted on nickel-plated, three-way adjusting, fast-assembly metal cup hinges, which have been tested 40,000 times. It is guaranteed that functionally compatible replacement parts will be available for all wear parts for at least five years.

Display-unit doors are made from clear float glass, glass shelves are made from clear float glass.

## Load-bearing capacity:

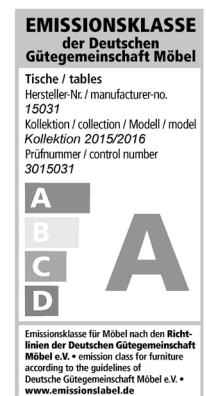
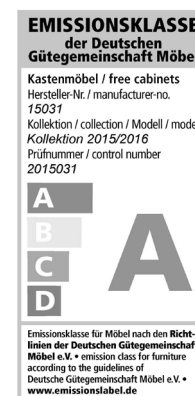


Base-element drawers have a load-bearing capacity of 15 kg; all other drawers have a load-bearing capacity of 10 kg when loaded evenly.

Wooden shelves have a load-bearing capacity of 15 kg; glass shelves have a load-bearing capacity of 10 kg; additional information relating to load-bearing capacity can be found on the relevant elements.

## Home hygiene:

Bellano-F meets the requirements for a healthy home environment, it has been tested for harmful substances in accordance with RAL-GZ 430/1-1.



## Care instructions:

Wipe with a dry duster or a slightly damp cloth. Our lacquers are highly resistant to abrasion in accordance with DIN 68861.

## Electrics:

All lighting elements and connection cables are VDE-tested.

## Energy usage:

The LED lights used correspond to the energy classes **A++** to **A** on a scale of **A++** (most efficient) to **E** (least efficient). The bulbs in the LED lights cannot be replaced.

Subject to errors, as well as design, colour and material modifications as part of technical progress.

# Product information

## Quality features:

All visible carcass parts are veneered with real wood on the exterior and interior.

The drawers are mounted on soft-close, partial-extension Quadro runners. Soft-close full-extension runners are available at a surcharge.

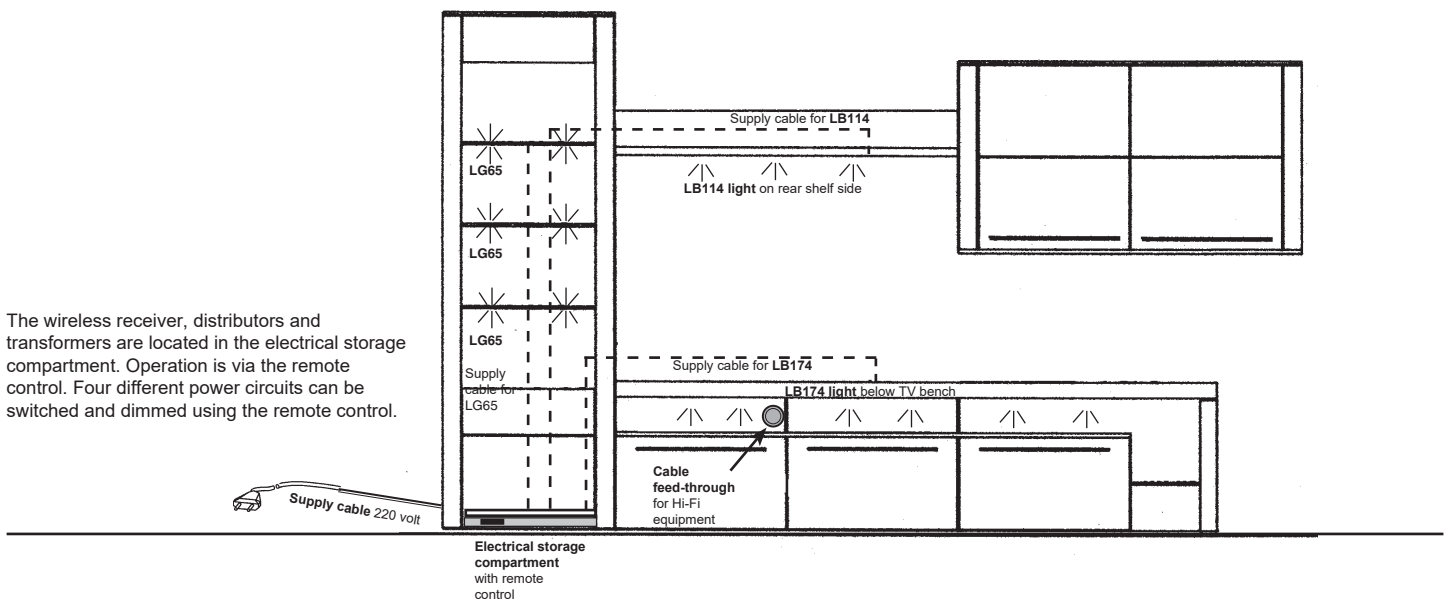
The all-metal clip-on hinges are adjustable in three directions. All doors are soft-closing as standard.

Please note that every piece of precious veneer is unique and can vary widely from one veneer trunk to another by its very nature. Despite our veneer specialists taking the greatest care, variations from brochure illustrations and unit samples cannot be ruled out.

## Electrical installation:

The following drawing offers a schematic view of the electrical installation positions and routing. The illustrations of the wiring, lighting and electrical storage compartment are only symbolic and are not to scale. Except for the cable duct, the wiring shown is on the rear of the elements.

A white, paintable cable duct is supplied to optimise the cable routing between the base element and wall units or angled shelf. The cable duct can be glued or screwed to the wall. Depending on the cable cross-section, one to three cables can be laid in the duct.



The wireless receiver, distributors and transformers are located in the electrical storage compartment. Operation is via the remote control. Four different power circuits can be switched and dimmed using the remote control.

## Planning and ordering information

**Bellano-F** can be configured in any way using the planning programme

**furn plan**

Only the current type list applies for price, dimensions and design information.

### Have you included everything in your plan?

The following information is required for the Bellano-F:

- **The contrast finish**
- **Handle finish if not as standard**
- **Positioning sequence or sketch for freely designed configurations**
- **Accessories and lighting, if required**
- **Send orders via e-mail to: [auftrag@gwinner.de](mailto:auftrag@gwinner.de)**

**!** When including lighting, we recommend using the electrical storage compartment with radio remote control. As a result, all transformers, connectors and distributors are neatly stored away but are still easily accessible; all lighting can be operated using the remote control.

Please note that the delivery time may be extended if an order is unclear or incomplete. Please ensure you provide all details when placing your order to enable us to process your order quickly and correctly.

## Options for varying wall combinations


- Wall combinations can be extended by incorporating additional elements. The order in which elements are positioned can be changed or reversed at no extra cost.
- For a **single** modification charge of €      ,-, any number of parts from a wall combination can be exchanged with parts from the type list.
- If the price of the new type/types is higher, the difference in element price must be added to the modification charge. Lower prices will not be refunded.

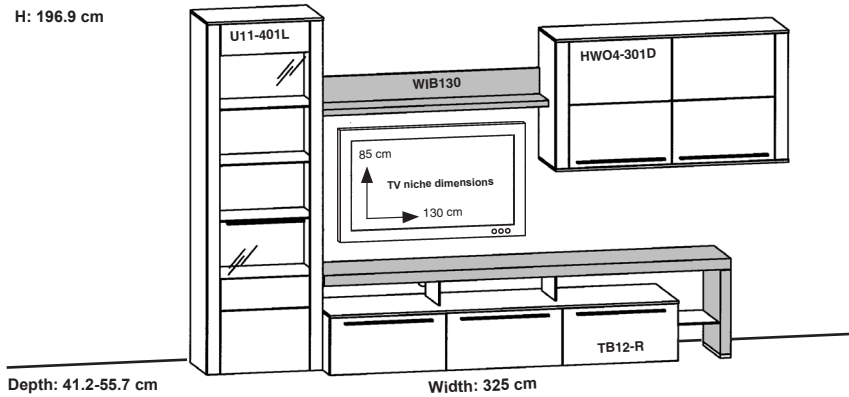
**When ordering, please specify the order number of the wall combination on which your order is based. This number enables us to process the requested modifications.**

# Wall combinations

Prices excluding lighting and accessories

Dimensions in cm directly beside the corresponding picture.

 = Contrasting surface



Order no. **BEF01** (as shown)  
Price €

**BEF01-SV** (mirror-image)

Recommended accessories: each €

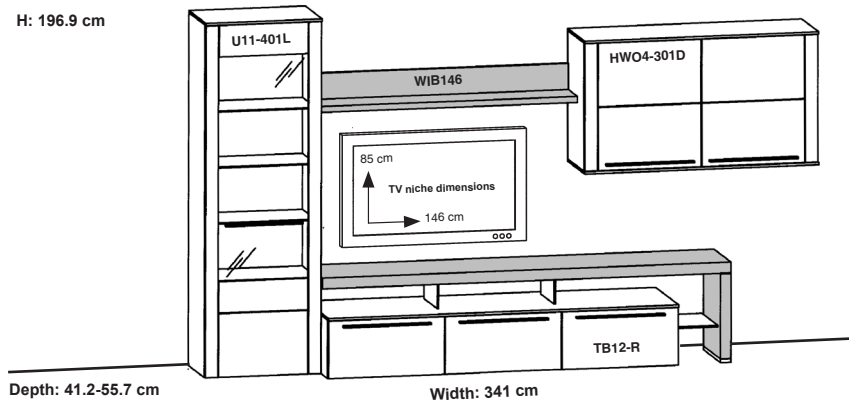
### Lighting

3 LED glass-edge lights	<b>LG65</b>
1 transformer, 30 watt	<b>LEVG30</b>
1 LED light for <b>WIB130</b>	<b>LB114</b>
1 LED light for TV bench	<b>LB174</b>
1 el. storage comp. with remote control	<b>LES65F</b>

### General accessories

1 contrasting rear panel for display unit	<b>RW8-65</b>
1-3 flap inserts for base element	<b>K2K-65</b>
1 IR repeater	<b>IRST</b>
3 full-extension runners for base el.	<b>VZ500</b>
3 organisers for base element	<b>OET65</b>

For article descriptions and information about energy classes, see Accessories on p. 20-21



Order no. **BEF02** (as shown)  
Price €

**BEF02-SV** (mirror-image)

Recommended accessories: each €

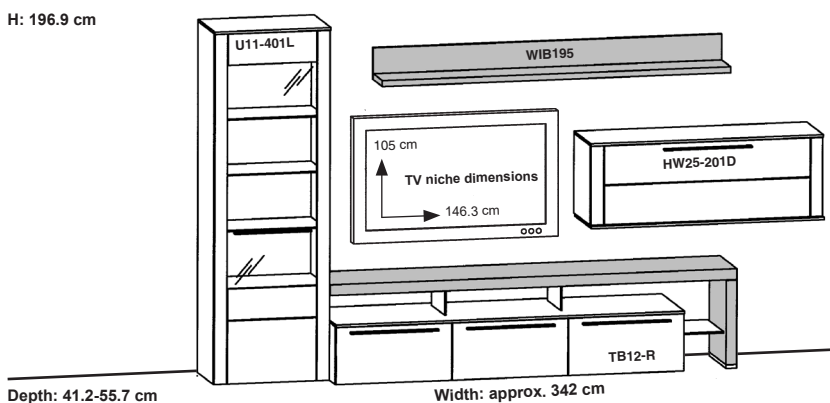
### Lighting

3 LED glass-edge lights	<b>LG65</b>
1 transformer, 30 watt	<b>LEVG30</b>
1 LED light for <b>WIB146</b>	<b>LB114</b>
1 LED light for TV bench	<b>LB174</b>
1 el. storage comp. with remote control	<b>LES65F</b>

### General accessories

1 contrasting rear panel for display unit	<b>RW8-65</b>
1-3 flap inserts for base element	<b>K2K-65</b>
1 IR repeater	<b>IRST</b>
3 full-extension runners for base el.	<b>VZ500</b>
3 organisers for base element	<b>OET65</b>

For article descriptions and information about energy classes, see Accessories on p. 20-21



Order no. **BEF23** (as shown)  
Price €

**BEF23-SV** (mirror-image)

Recommended accessories: each €

### Lighting

3 LED glass-edge lights	<b>LG65</b>
1 transformer, 30 watt	<b>LEVG30</b>
1 LED light for <b>WIB195</b>	<b>LB174</b>
1 LED light for TV bench	<b>LB174</b>
1 el. storage comp. with remote control	<b>LES65F</b>

### General accessories


1 contrasting rear panel for display unit	<b>RW8-65</b>
1-3 flap inserts for base element	<b>K2K-65</b>
1 IR repeater	<b>IRST</b>
3 full-extension runners for base el.	<b>VZ500</b>
3 organisers for base element	<b>OET65</b>

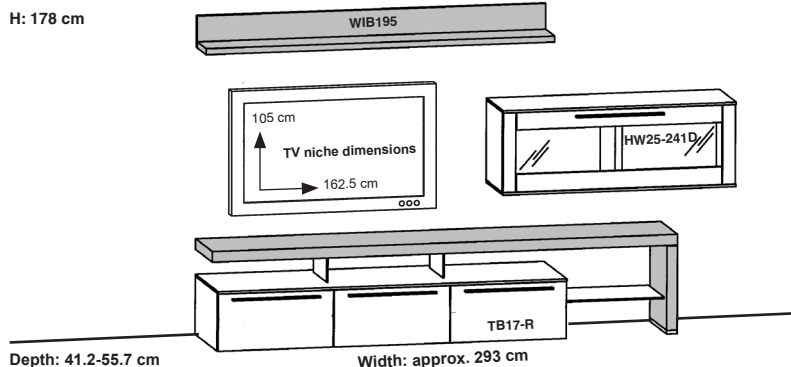
For article descriptions and information about energy classes, see Accessories on p. 20-21

# Wall combinations

Prices excluding lighting and accessories

Dimensions in cm directly beside the corresponding picture.

 = Contrasting surface



Order no. **BEF24** (as shown)  
Price €

**BEF24-SV** (mirror-image)

Recommended accessories: each €

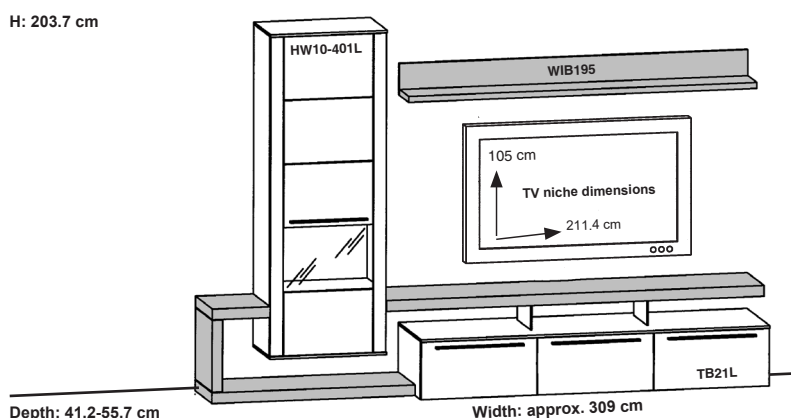
### Lighting

2 LED spotlights for display unit	<b>LST2</b>
1 transformer, 15 watt	<b>LEVG15</b>
1 LED light for <b>WIB195</b>	<b>LB174</b>
1 LED light for TV bench	<b>LB174</b>
1 radio remote control	<b>FKS4</b>

### General accessories

2 contrasting rear panels for display unit	<b>RW25-65</b>
1-3 flap inserts for base element	<b>K2K-65</b>
1 IR repeater	<b>IRST</b>
3 full-extension runners for base el.	<b>VZ500</b>
3 organisers for base element	<b>OET65</b>

For article descriptions and information about energy classes, see Accessories on p. 20-21



Order no. **BEF25** (as shown)  
Price €

**BEF25-SV** (mirror-image)

Recommended accessories: each €

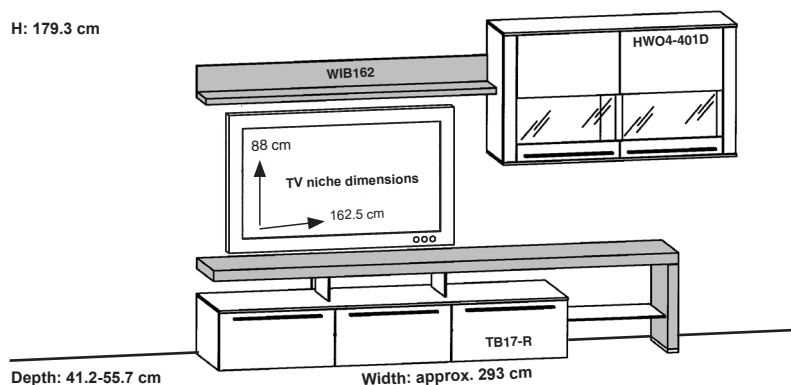
### Lighting

1 LED spotlight for display unit	<b>LST2</b>
1 transformer, 15 watt	<b>LEVG15</b>
1 LED light for <b>WIB195</b>	<b>LB174</b>
1 LED light for TV bench	<b>LB174</b>
1 el. storage comp. with remote control	<b>LES65F</b>

### General accessories

1 contrasting rear panel for display unit	<b>RW22-65</b>
1-3 flap inserts for base element	<b>K2K-65</b>
1 IR repeater	<b>IRST</b>
3 full-extension runners for base el.	<b>VZ500</b>
3 organisers for base element	<b>OET65</b>

For article descriptions and information about energy classes, see Accessories on p. 20-21



Order no. **BEF26** (as shown)  
Price €

**BEF26-SV** (mirror-image)

Recommended accessories: each €

### Lighting

2 LED spotlights for display unit	<b>LST2</b>
1 transformer, 15 watt	<b>LEVG15</b>
1 LED light for <b>WIB162</b>	<b>LB144</b>
1 LED light for TV bench	<b>LB174</b>
1 el. storage comp. with remote control	<b>LES65F</b>

### General accessories

2 contrasting rear panels for display unit	<b>RW2-65</b>
1-3 flap inserts for base element	<b>K2K-65</b>
1 IR repeater	<b>IRST</b>
3 full-extension runners for base el.	<b>VZ500</b>
3 organisers for base element	<b>OET65</b>


For article descriptions and information about energy classes, see Accessories on p. 20-21



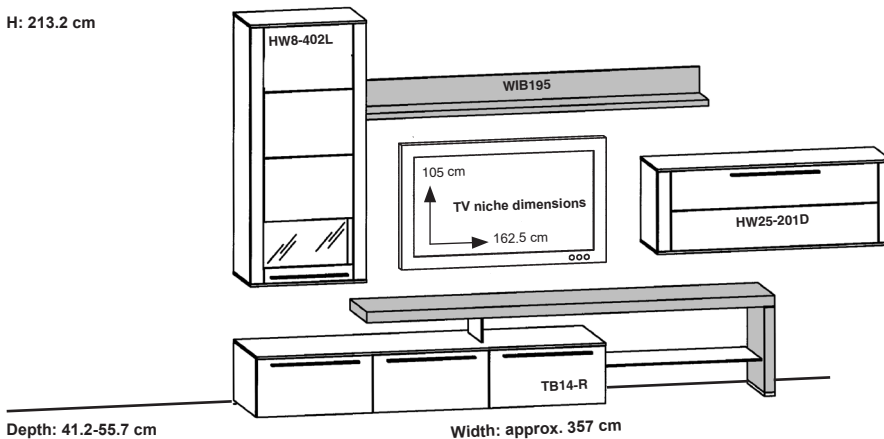
# Wall combinations

Prices excluding lighting and accessories

Dimensions in cm directly beside the corresponding picture.

 = Contrasting surface

H: 213.2 cm



Order no. **BEF28** (as shown) **BEF28-SV** (mirror-image)  
Price €

Recommended accessories: each €

### Lighting

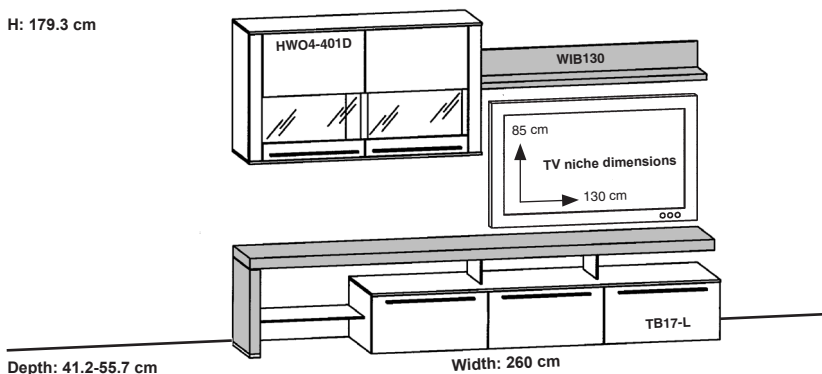
1 LED spotlight for display unit	<b>LST2</b>
1 transformer, 15 watt	<b>LEVG15</b>
1 LED light for <b>WIB195</b>	<b>LB174</b>
1 LED light for TV bench	<b>LB174</b>
1 el. storage comp. with remote control	<b>LES65F</b>

### General accessories

1 contrasting rear panel for display unit	<b>RW2-65</b>
1-3 flap inserts for base element	<b>K2K-65</b>
1 IR repeater	<b>IRST</b>
3 full-extension runners for base el.	<b>VZ500</b>
3 organisers for base element	<b>OET65</b>

For article descriptions and information about energy classes, see Accessories on p. 20-21

H: 179.3 cm



Order no. **BEF29** (as shown) **BEF29-SV** (mirror-image)  
Price €

Recommended accessories: each €

### Lighting

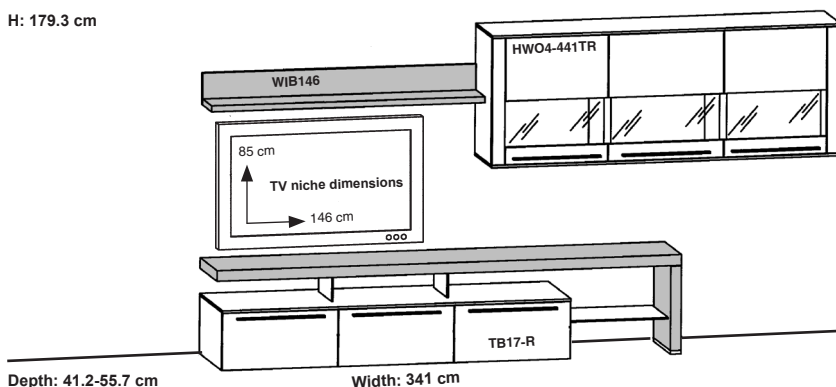
2 LED spotlights for display unit	<b>LST2</b>
1 transformer, 15 watt	<b>LEVG15</b>
1 LED light for <b>WIB162</b>	<b>LB144</b>
1 LED light for TV bench	<b>LB174</b>
1 el. storage comp. with remote control	<b>LES65F</b>

### General accessories

2 contrasting rear panels for display unit	<b>RW2-65</b>
1-3 flap inserts for base element	<b>K2K-65</b>
1 IR repeater	<b>IRST</b>
3 full-extension runners for base el.	<b>VZ500</b>
3 organisers for base element	<b>OET65</b>

For article descriptions and information about energy classes, see Accessories on p. 20-21

H: 179.3 cm



Order no. **BEF30** (as shown) **BEF30-SV** (mirror-image)  
Price €

Recommended accessories: each €

### Lighting

3 LED spotlights for display unit	<b>LST2</b>
1 transformer, 30 watt	<b>LEVG30</b>
1 LED light for <b>WIB146</b>	<b>LB114</b>
1 LED light for TV bench	<b>LB174</b>
1 el. storage comp. with remote control	<b>LES65F</b>

### General accessories

3 contrasting rear panels for display unit	<b>RW2-65</b>
1-3 flap inserts for base element	<b>K2K-65</b>
1 IR repeater	<b>IRST</b>
3 full-extension runners for base el.	<b>VZ500</b>
3 organisers for base element	<b>OET65</b>


For article descriptions and information about energy classes, see Accessories on p. 20-21

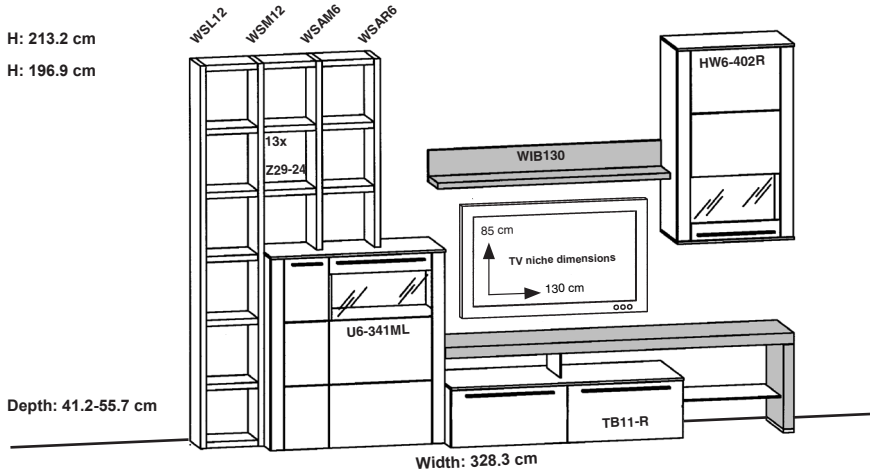


# Wall combinations

Prices excluding lighting and accessories

Dimensions in cm directly beside the corresponding picture.

 = Contrasting surface



Order no. **BEF85** (as shown)  
Price €

**BEF85-SV** (mirror-image)

**Recommended accessories:** each €

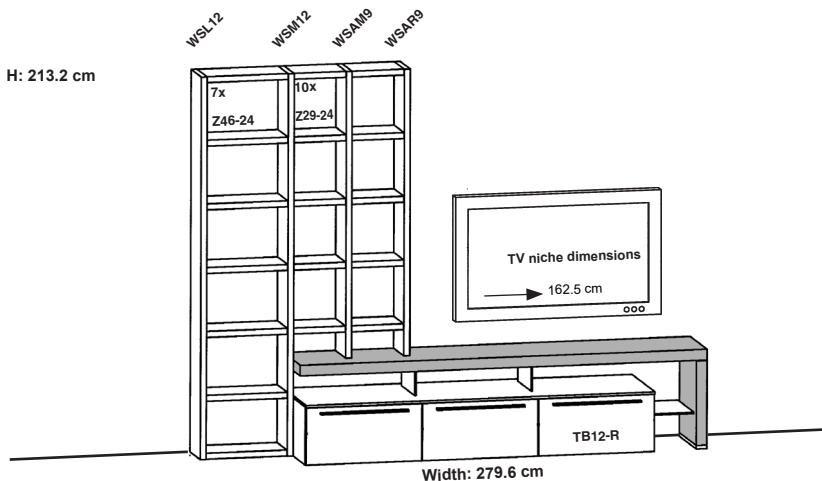
### Lighting

2 LED spotlights for display units	<b>LST2</b>
1 transformer, 15 watt	<b>LEVG15</b>
1 LED light for <b>WIB130</b>	<b>LB114</b>
1 LED light for TV bench	<b>LB174</b>
1 el. storage comp. with remote control	<b>LES65F</b>

### General accessories

2 contrasting rear panels for display unit	<b>RW2-65</b>
1-2 flap inserts for base element	<b>K2K-65</b>
1 IR repeater	<b>IRST</b>
2 full-extension runners for base el.	<b>VZ500</b>
2 organisers for base element	<b>OET65</b>

For article descriptions and information about energy classes, see Accessories on p. 20-21



Depth: 41.2-55.7 cm

Order no. **BEF90** (as shown)  
Price €

**BEF90-SV** (mirror-image)

**Recommended accessories:** each €

### Lighting

1 transformer, 15 watt	<b>LEVG15</b>
1 LED light for TV bench	<b>LB174</b>

### General accessories


1-3 flap inserts for base element	<b>K2K-65</b>
1 IR repeater	<b>IRST</b>
3 full-extension runners for base el.	<b>VZ500</b>
3 organisers for base element	<b>OET65</b>

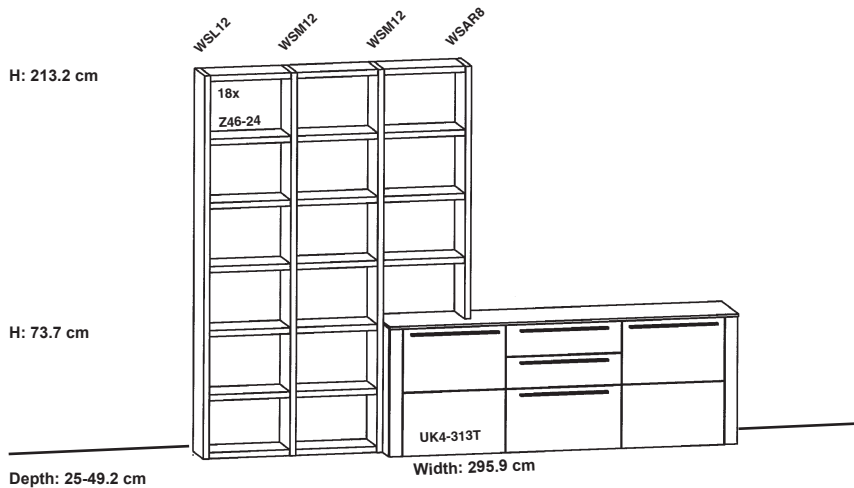
For article descriptions and information about energy classes, see Accessories on p. 20-21

# Wall combinations

Prices excluding lighting and accessories

Dimensions in cm directly beside the corresponding picture.

 = Contrasting surface



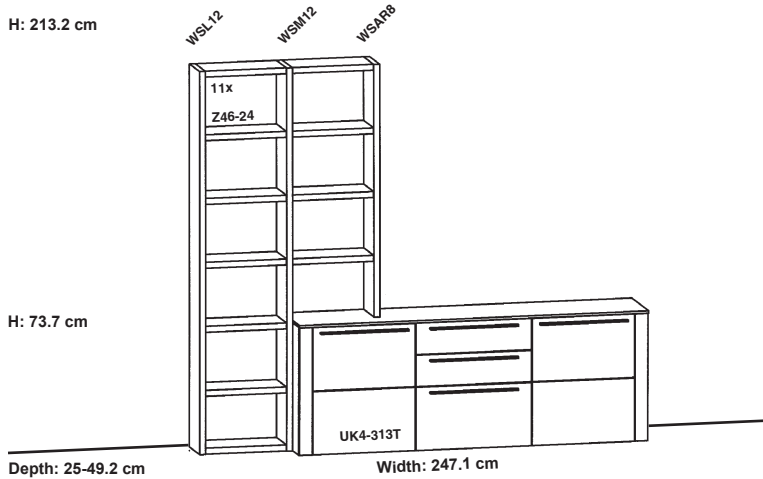
**Order no.** **BEF92** (as shown) **BEF92-SV** (mirror-image)  
**Price €**

**Recommended accessories:** each €

General accessories

3 full-extension runners for highboard **VZ400**

For article descriptions and information about energy classes, see Accessories on p. 20-21



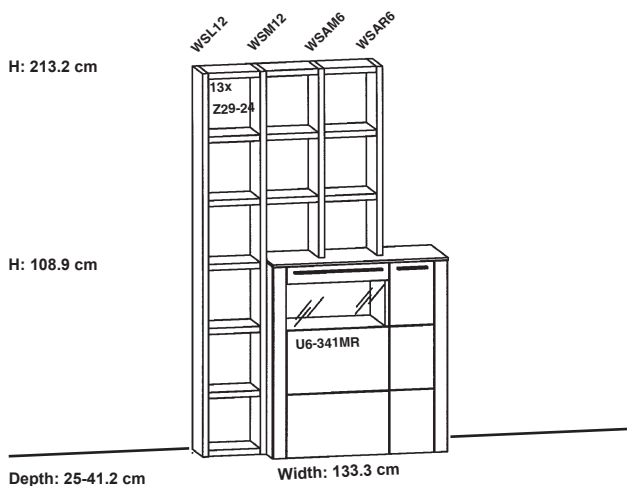
**Order no.** **BEF94** (as shown) **BEF94-SV** (mirror-image)  
**Price €**

**Recommended accessories:** each €

General accessories

3 full-extension runners for highboard **VZ400**

For article descriptions and information about energy classes, see Accessories on p. 20-21



**Order no.** **BEF95** (as shown) **BEF95-SV** (mirror-image)  
**Price €**

**Recommended accessories:** each €

Lighting

1 LED spotlight for display unit **LST2**

1 transformer, 15 watt **LEVG15**

General accessories

1 contrasting rear panel for display unit **RW2-65**

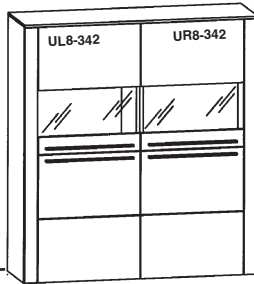
For article descriptions and information about energy classes, see Accessories on p. 20-21

# Highboards

Prices excluding lighting and accessories

Dimensions in cm directly beside the corresponding picture.

H: 144.1 cm



Depth: 41.2 cm

Width: 130 cm

**Order no.** BEF61  
**Price €**

## Recommended accessories: each €

### Lighting

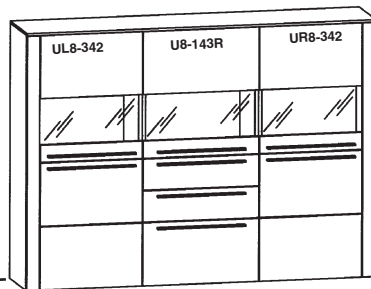
2 LED spotlights for highboard	LST2
1 transformer, 15 watt	LEVG15

### General accessories

2 contrasting rear panels for display unit	RW2-65
--	--------

**For article descriptions and information about energy classes, see Accessories on p. 20-21**

H: 144.1 cm



Depth: 41.2 cm

Width: 195 cm

**Order no.** BEF62  
**Price €**

## Recommended accessories: each €

### Lighting

3 LED spotlights for highboard	LST2
1 transformer, 15 watt	LEVG15

### General accessories

3 contrasting rear panels for display unit	RW2-65
3 full-extension runners for highboard	VZ320

**For article descriptions and information about energy classes, see Accessories on p. 20-21**

# Planning system for individual models

Dimensions in cm directly beside the corresponding picture.

For lighting and accessories, see pages 20-21

## Common elements, 11 increments

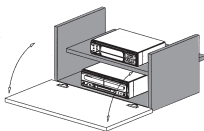
Order no.	U11-401L	(Hinge) (left)	U11-342L	U11-143L	U11-144L
Order no.	U11-401R	(right)	U11-342R	U11-143R	U11-144R
Price €					

## Base elements, 2 increments with drawers

Order no.	UTE2-102D	UTE2-103T
Price €		

## Flap insert for 2-increment base elements and TV base elements

The drawer is replaced with a flap, the interior is lined with a grey-coated inner carcass and is divided horizontally. The height of the shelf can be adjusted, the height of the upper niche is 10.5 cm and the lower niche is 12.5 cm; the usable width is 52 cm. Two devices can be stored one above the other. Cables are guided through a cut-out in the rear panel. The flap insert is ready for the installation of an IR repeater. For wide base elements, several flap inserts can be positioned side by side. When ordering, please specify which drawer should be replaced by the flap insert.



### IR repeater

Sends infrared signals from remote controls into the cupboard interior. For more information about the IR repeater, see Accessories on page 20.

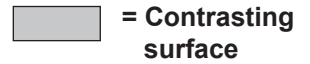
Order no. K2K-65  
Price €

IRST


# Planning system for individual models

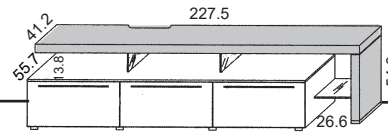
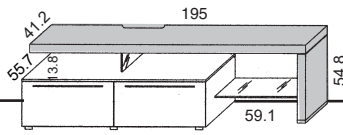
Dimensions in cm directly beside the corresponding picture.

For lighting and accessories, see pages 20-21



**TV base element** consisting of base element, TV bench and glass shelf

 The TV bench's load-bearing capacity is 45 kg

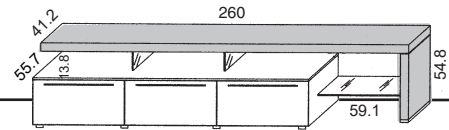
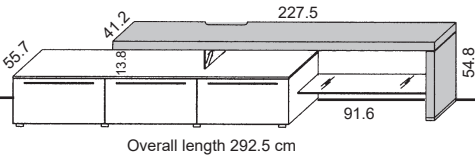


Order no. **TB11-R** (as shown)  
Price €

**TB11-L** (mirror-image)

Order no. **TB12-R** (as shown)

**TB12-L** (mirror-image)



Order no. **TB14-R** (as shown)  
Price €

**TB14-L** (mirror-image)

Order no. **TB17-R** (as shown)

**TB17-L** (mirror-image)


## LED lighting for TV benches

Contains one LED light, length: 174 cm, 12 V/5.1 W. Cable length: approx. 4 metres. Transformer required.

Order no. **LB174** These lights are fitted with **A++** to **A** LED bulbs, based on a scale of **A++** (most efficient) to **E** (least efficient). The bulbs cannot be replaced.  
Price €

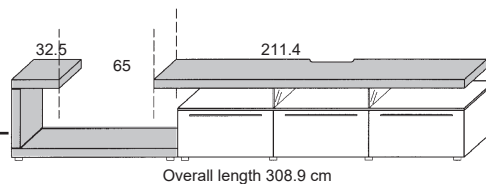
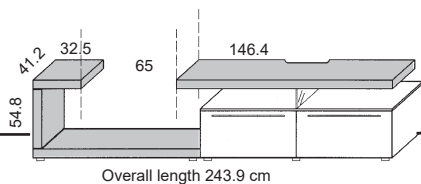
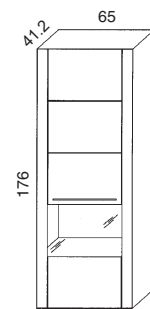
**Planning information:** A transformer is required for all LED lights, see Accessories on page 20.

## TV base element with supporting section consisting of the base element, TV bench and supporting section

 The TV bench's load-bearing capacity is 45 kg

### Wall unit, 10 increments

**Planning information:** The TV base elements with supporting section can only be combined with a wall unit – the supporting section is not self-supporting.



Order no. **TB20-L** (as shown)  
Price €

**TB20-R** (mirror-image)

Order no. **TB21-L** (as shown)

**TB21-R** (mirror-image)

**HW10-401L** (left-hand hinge)  
**HW10-401R** (right-hand hinge)

### LED light TB20-R and TB20-L

Contains one LED light, length: 144 cm, 12 V/4.2 W. Cable length: approx. 4 metres. Transformer required.

### LED light TB21-R and TB21-L

Contains one LED light, length: 174 cm, 12 V/5.1 W. Cable length: approx. 4 metres. Transformer required.

Order no. **LB144**  
Price €


**LB174**

The lights on this page are fitted with **A++** to **A** LED bulbs, on a scale of **A++** (most efficient) to **E** (least efficient). The bulbs cannot be replaced.

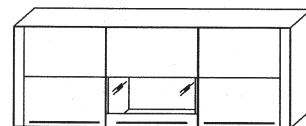
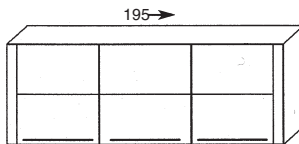
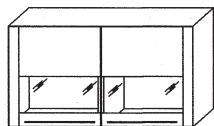
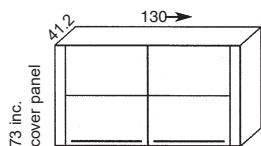
# Planning system for individual models

Dimensions in cm directly beside the corresponding picture.

For lighting and accessories, see pages 20-21

 The load-bearing capacity of all wall units is 12 kg per shelf when mounted to solid brickwork in accordance with the manufacturer's instructions.

## Upper wall units, 4 increments

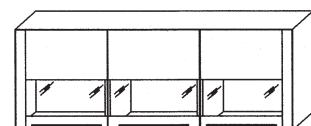
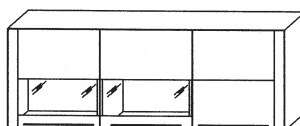
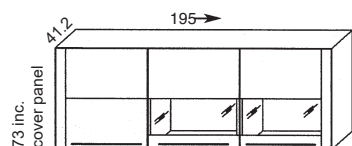


Order no. **HWO4-301D**  
Price €

**HWO4-401D**

**HWO4-331TR**

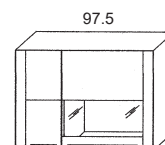
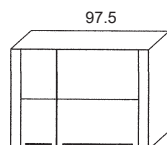
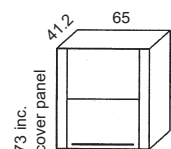
**HWO4-343TR**



Order no. **HWO4-324TL**  
Price €

**HWO4-423TR**

**HWO4-441TR**

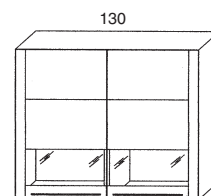
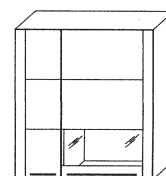
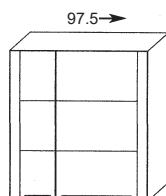
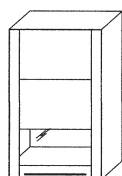
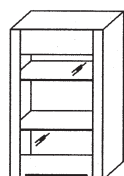
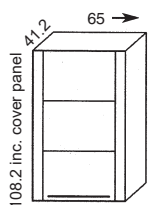


Order no. **HWO4-301L** (left-hand hinge)  
Order no. **HWO4-301R** (right-hand hinge)  
Price €

**HWO4-301MR** (mirror-image)  
**HWO4-301ML** (as shown)

**HWO4-341MR** (mirror-image)  
**HWO4-341ML** (as shown)

## Wall units, 6 increments



Order no. **HW6-301L** (Hinge) (left)  
Order no. **HW6-301R** (right)  
Price €

**HW6-401L**  
**HW6-401R**

**HW6-402L**  
**HW6-402R**


**HW6-301MR** (mirror-image)  
**HW6-301ML** (as shown)


**HW6-341MR**  
**HW6-341ML**

**HW6-402D**

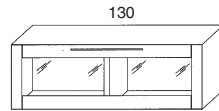
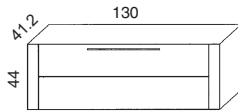
# Planning system for individual models

Dimensions in cm directly beside the corresponding picture.

 = **Contrasting surface**

 The load-bearing capacity of all wall units is 12 kg per shelf when mounted to solid brickwork in accordance with the manufacturer's instructions.

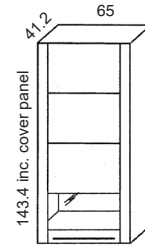
## Wall units, 2.5 increments



**Order no.** HW25-201D  
**Price €**

**HW25-241D**

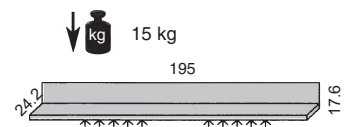
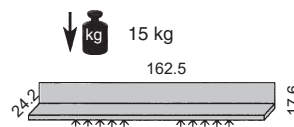
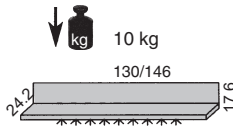
## Wall unit, 8 increments



**HW8-402L** (left-hand hinge)  
**HW8-402R** (right-hand hinge)

## Angled shelves

The load-bearing capacity is 10 kg or 15 kg when mounted to solid brickwork in accordance with the manufacturer's instructions



**Order no.** WIB130      WIB146  
**Price €**

**WIB162**

**WIB195**

### LED lighting for WIB130 and WIB146

Contains one LED light, length: 114 cm, 12 volt/3.3 watt. Cable length: approx. 4 metres. Transformer required.

**Order no.** LB114  
**Price €**

### LED lighting for WIB162

Contains one LED light, length: 144 cm, 12 volt/4.2 watt. Cable length: approx. 4 metres. Transformer required.

**LB144**

### LED lighting for WIB195

Contains one LED light, length: 174 cm, 12 volt/5.1 watt. Cable length: approx. 4 metres. Transformer required.

**LB174**

**Planning information:** A transformer is required for all LED lights, see Accessories on page 20.

The lights on this page are fitted with **A++** to **A** LED bulbs, on a scale of **A++**(most efficient) to **E** (least efficient). The bulbs cannot be replaced.



# Planning system for individual models

Dimensions in cm directly beside the corresponding picture.

For lighting and accessories, see pages 20-21

## Elements, 8 increments

### Planning information:

All sideboards and highboards are available with a continuous cover panel measuring up to 260 cm in length.


For design reasons, elements for the middle section should only be planned between the left and right outer elements.

See the planning examples **BEF61** and **BEF62** on page 11 for an illustration.

### Left outer elements

### Elements for the middle section

### Right outer elements

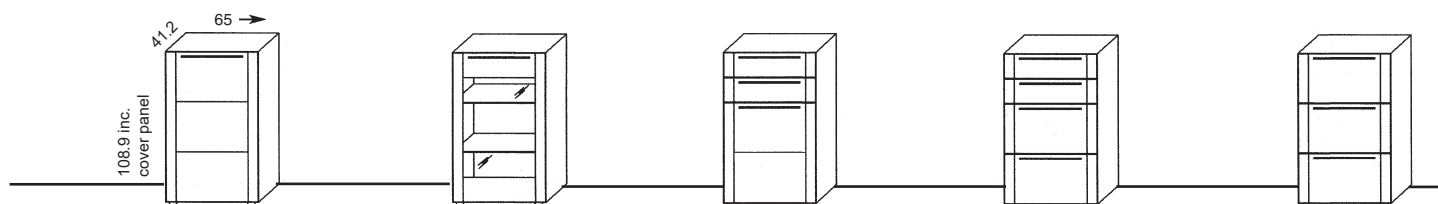


Order no.			Hinge						
Order no.	UL8-302	UL8-342	left	U8-320L	U8-133L	U8-324L	U8-143L	UR8-342	UR8-302
Price €			right	U8-320R	U8-133R	U8-324R	U8-143R		



Order no.	U8-302L	(left-hand hinge)	U8-332L	U8-301MR	(mirror-image)	U8-341MR
Order no.	U8-302R	(right-hand hinge)	U8-332R	U8-301ML	(as shown)	U8-341ML
Price €						

## Sideboards, 6 increments



Order no.	U6-301L	(left-hand hinge)	U6-401L	U6-332L	U6-104	U6-103
Order no.	U6-301R	(right-hand hinge)	U6-401R	U6-332R		
Price €						



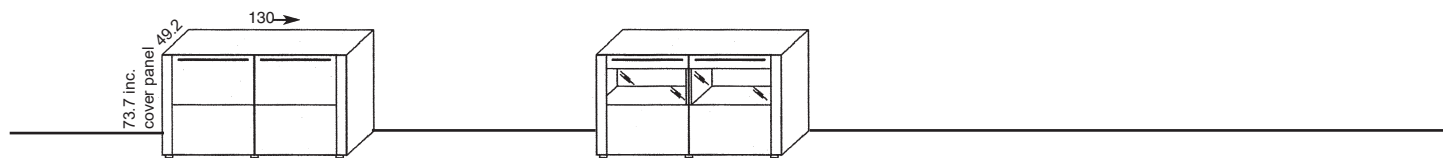
Order no.	U6-301MR	(mirror-image)	U6-341MR	U6-301D	U6-401D
Order no.	U6-301ML	(as shown)	U6-341ML		
Price €					

# Planning system for individual models

Dimensions in cm directly beside the corresponding picture.

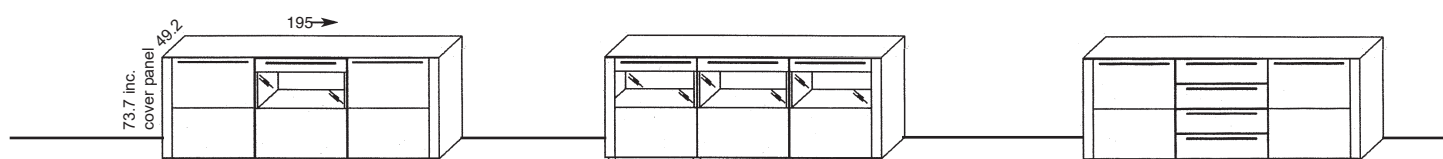
For lighting and accessories, see pages 20-21

## Sideboards, 4 increments 49.2 cm deep



Order no. UK4-301D  
Price €

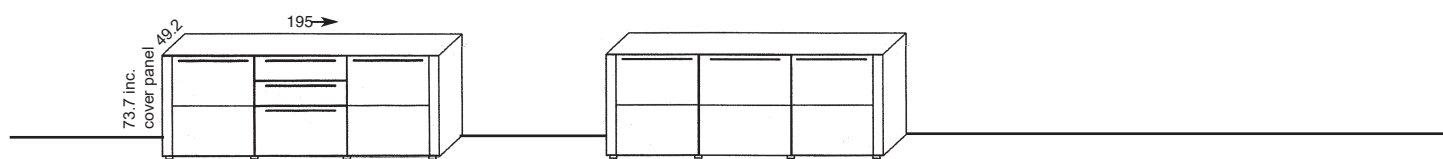
UK4-401D



Order no. UK4-343TR  
Price €

UK4-441TR

UK4-314T



Order no. UK4-313T  
Price €

UK4-331TR

## Additional base panels for 4-increment sideboards 49.2 cm deep

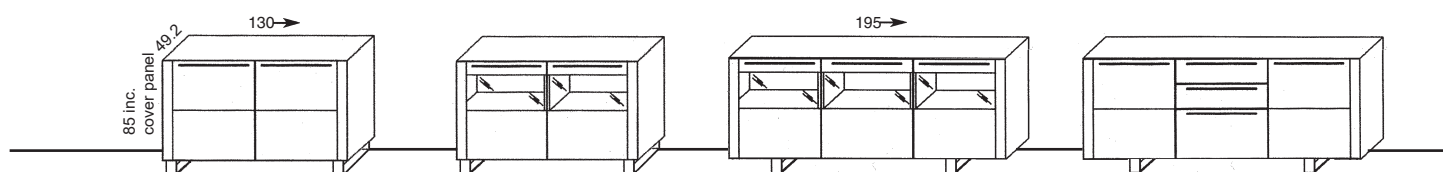
Base panels are not generally required. If base panels are used, the standard 2-cm-high adjustable feet are not required.



Order no. SKBG130  
Price €

SKBG195

## Sideboards, 4-increments with base panel 49.2 cm deep



Order no. SB11  
Price €

SB14

SB13

SB12

# Planning system for shelf side panels and shelves

**Shelf side panels:** Depth 25 cm, thickness 3.3 cm, holes drilled on one or both sides at intervals of 2 increments = every 35.2 cm.

**Planning information:** Shelf side panels and shelves are only available in natural oak timber.  
Length reductions are available at no extra cost.

The diagram illustrates various shelf side panels and shelves. On the left, a vertical scale shows increments from 2 to 14. The panels are shown in three configurations: a side panel (14 increments, 248.4 cm), a side panel (12 increments, 213.2 cm), and a top side panel (12 increments, 213.2 cm). The top side panel is shown with a base element (2 increments, 178 cm). Another top side panel (11 increments, 193.6 cm) is shown with a TV base element (3 increments, 158.4 cm). A third top side panel (9 increments, 158.4 cm) is shown with a TV base element (3 increments, 158.4 cm). Below the diagrams are the order numbers and prices for each configuration.

Order no.	WSL14 (left)	WSL12	WSAL12	WSAL10UT	WSAL11	WSAL9
Order no.	WSM14 (centre)	WSM12	WSAM12	WSAM10UT	WSAM11	WSAM9
Order no.	WSR14 (right)	WSR12	WSAR12	WSAR10UT	WSAR11	WSAR9
Price €						

The diagram illustrates various shelf side panels and shelves. On the left, a vertical scale shows increments from 2 to 14. The panels are shown in three configurations: a side panel (14 increments, 248.4 cm), a side panel (12 increments, 213.2 cm), and a top side panel (10 increments, 174.7 cm). The top side panel is shown with a sideboard (4 increments, 139.5 cm). Another top side panel (8 increments, 139.5 cm) is shown with highboards (6 increments, 104.3 cm). A third top side panel (6 increments, 104.3 cm) is shown with highboards (6 increments, 104.3 cm). A fourth top side panel (4 increments, 68.1 cm) is shown with highboards (8 increments, 104.3 cm). Below the diagrams are the order numbers and prices for each configuration.

Order no.	WSL14 (left)	WSL12	WSAL10	WSAL8	WSAL8	WSAL6	WSAL6	WSAL4
Order no.	WSM14 (centre)	WSM12	WSAM10	WSAM8	WSAM8	WSAM6	WSAM6	WSAM4
Order no.	WSR14 (right)	WSR12	WSAR10	WSAR8	WSAR8	WSAR6	WSAR6	WSAR4
Price €								

**Wooden shelves:** Depth 24.2 cm, thickness 3.3 cm.

The diagram shows five different wooden shelves with their respective lengths: 29.2 cm, 45.5 cm, 61.7 cm, 65 cm, and 130 cm. Below the shelves are the order numbers and prices for each configuration.

Order no.	Z29-24	Z46-24	Z62-24	Z65-24	Z130-24
Price €					

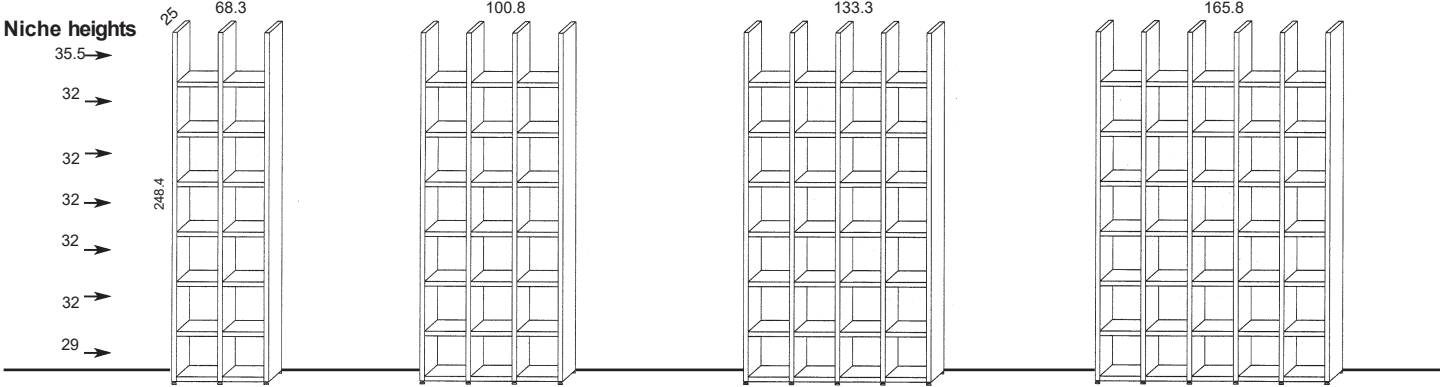
Length reduction order no. ZBK € for all wooden inner shelves

# Planning system for floor-standing shelves

Dimensions in cm directly beside the corresponding picture.

**Floor-standing shelves:** Consisting of shelf side panels and 29.2-cm shelves, without a rear panel.

## 14 increments



Order no.  
Price €

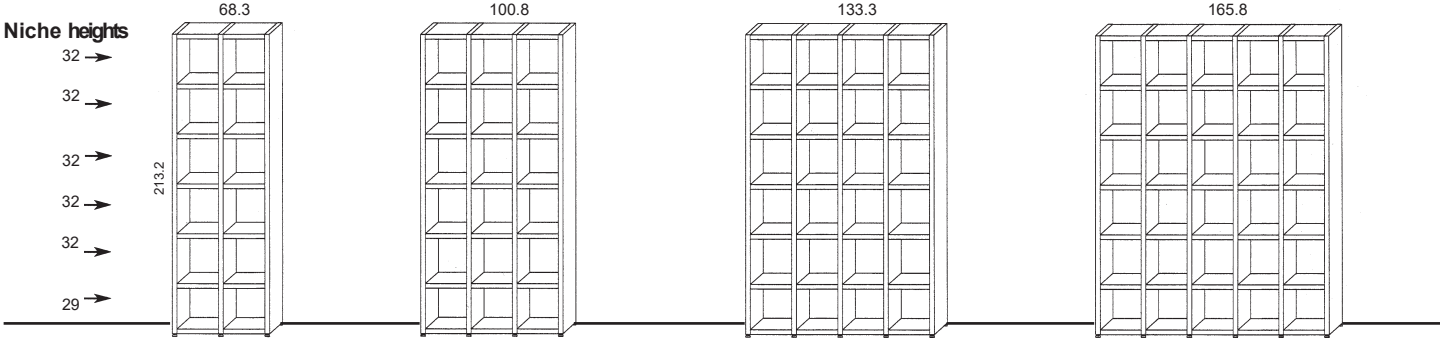
Z14-2

Z14-3

Z14-4

Z14-5

## 12 increments



Order no.  
Price €

Z12-2

Z12-3


Z12-4

Z12-4


**Wooden shelves:** 24.2-cm deep, 3.3-cm thick, universal, can be mounted anywhere on a wall.




The load-bearing capacity is 6 kg/linear metre when mounted to solid brickwork in accordance with the manufacturer's instructions



65



130



195

Order no.  
Price €

STB650

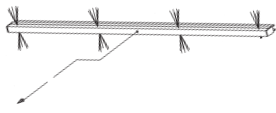
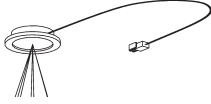
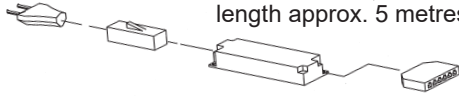
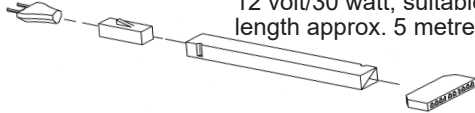
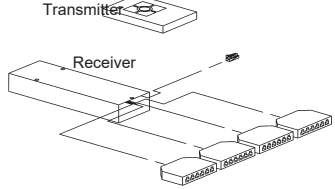
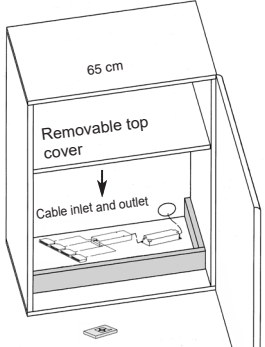
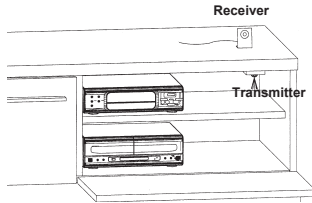
STB1300

STB1950

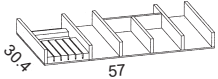
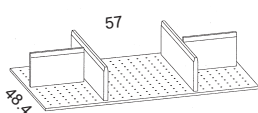
Shelf units are also available in the contrast finish. If required, please specify when ordering, otherwise they will be supplied in natural oak timber as standard.

with prices in €, valid from 01.04.2021

# Accessories

Article	Order no.	€	Description
<b>Lighting and switches</b>			
<b>LED glass-shelf light</b> Width 61 cm	<b>LG65</b>		 <p>Only available with LED transformer. 12 volt/4.4 watt, cable length: 4 metres.</p> <p>This light is fitted with <b>A++</b> to <b>A</b> LED bulbs, based on a scale of <b>A++</b>(most efficient) to <b>E</b> (least efficient). The bulbs cannot be replaced.</p>
<b>Flush-mounted LED spotlight</b>	<b>LST2</b>		 <p>Can be used for display units, shelf units and inner shelves. 12 volt/2.6 watt, concealed cable duct, length: 4 metres. Only available with LED transformer.</p> <p>This light is fitted with <b>A++</b> to <b>A</b> LED bulbs, based on a scale of <b>A++</b>(most efficient) to <b>E</b> (least efficient). The bulbs cannot be replaced.</p>
<b>LED transformer 15 watt</b>	<b>LEVG15</b>		 <p>12 volt/15 watt, suitable for max. 6 connections. Cable length approx. 5 metres, switch on the supply cable.</p>
<b>LED transformer 30 watt</b>	<b>LEVG30</b>		 <p>12 volt/30 watt, suitable for max. 10 connections. Cable length approx. 5 metres, switch on the supply cable.</p>
<b>Radio remote control for LED lighting</b>	<b>FKS4</b>		 <p>A maximum of four power circuits can be switched and dimmed using the remote control. Six light fixtures can be included in each power circuit. Normally, a 15-watt <b>LEVG15</b> transformer is sufficient, but if the connected light fixtures require more than 15 watt in total, please use the <b>LEVG30</b> transformer with 30 watt.</p>
<b>Electrical storage compartment with radio remote control</b>  Fitted behind 65-cm-wide doors	<b>LES65F</b>		 <p>Please specify the element in which the electrical storage compartment should be fitted. The integrated radio remote control has four connections. A maximum of four power circuits can be switched and dimmed. The upper cover is a removable wooden shelf, and the full cabinet depth can therefore be used.</p>
<b>IR repeater</b>	<b>IRST</b>  Receiver on stand, as shown.		 <p>The IR repeater increases the range of standard IR remote controls within the unit. A DVD player can therefore be operated from behind a closed cover, for example. Incoming IR commands from the appliance's remote control are received by the receiver, amplified and passed on inside the unit via the transmitter. The advantage is that the repeater only passes on signals, it therefore does not require its own remote control. A 220-volt mains connection is required for operation.</p> <p>IR = infrared</p>

# Accessories

Article	Order no.	€	Description
<b>Wooden and glass shelves</b>			
Wooden shelf for 65-cm-wide types	FA65		Additional wooden shelf behind doors, 61.1 x 33 x 1.9 cm
Wooden shelf for 32.5-cm-wide types	FA33		Additional wooden shelf behind doors, 28.6 x 33 x 1.9 cm
Glass shelf for 65-cm-wide types	GLFA65-32		Additional glass shelf behind display-unit doors 61.1 x 32 x 0.6 cm
<b>Drawers: Special equipment</b>			
Full-extension runner surcharge	VZ320		For 41.2-cm-deep elements
Full-extension runner surcharge	VZ400		For 49.2-cm-deep sideboards
Full-extension runner surcharge	VZ500		For 55.7-cm-deep base elements
Cutlery organiser for 65-cm-wide drawers in 41.2-cm-deep elements	BE65M		For 6-piece cutlery set, with knife block. Grey lacquer finish. Width 57 cm, Depth 30.4 cm Not suitable for deep base elements.
Organiser for deep 2-increment base elements	OET65		For 65-cm-wide base element drawers - 48.4 cm x 57 cm. Solid beech finish, lacquered grey. interior compartments are adjustable using pre-drilled holes (with 2 longitudinal dividers and 2 transverse dividers)
<b>Panels</b>			
Panels, all wood types and lacquer colours on one side	BL19E	/m <sup>2</sup>	19-mm-thick, surface-treated inc. required edges. Counter veneer on rear. Veneer direction specified. <b>Max. 250/60 cm per piece</b>  The minimum price per panel is €    €
Panels, all wood types and lacquer colours on both sides	BL19B	/m <sup>2</sup>	As above, but both sides surface treated. <b>Max. 250/60 cm per piece</b>  The minimum price per panel is €
<b>Contrasting rear panels for display units in rust, concrete or nero marble effect, or in matt silk lacquer</b>			
For HW25-241D	RW25-65		Two rear panels are required for this cabinet.
For HW10-401D	RW22-65		
For all other elements with small display unit areas	RW2-65		Depending on the element, required 1-3 times.
For U6- and HW6-401	RW6-65		
For U11-401	RW8-65		

A minimum-charge surcharge of €                      will be added to all orders worth up to €                      .

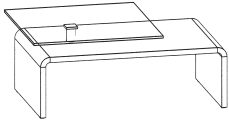
with prices in €, valid from 01.04.2021

# Coffee tables, dining tables, chair and benches

For the formal coffee tables, dining tables, chairs and benches that match this model, please see the comprehensive coffee table, dining table, chair and bench collection in the most up-to-date type lists.

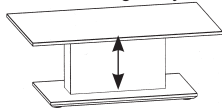
## Examples from our broad range of coffee tables

movable glass panel

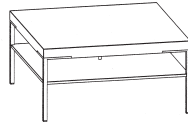


**CT406-114D**

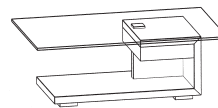
Fixed and height-adjustable



**CT...F**  
Available in three sizes



**CT501...**  
Available in four sizes



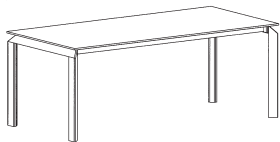
**CT404-110**



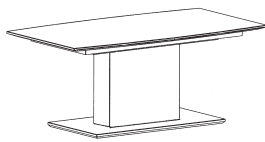
**CT303.....**  
Available in two sizes

Please see the current coffee table type list for more coffee table designs, the available sizes and finishes. This list also contains descriptions and prices for each model.

## Examples from our broad range of dining tables



**ET521**



**ET592**



**ET581**



**ET632**

Please see the current dining table type list for more dining table designs, the available sizes and finishes. This list also contains descriptions and prices for each model.

## Examples from our broad range of chairs and benches



**Lena**



**Jule**



**Kaia**



**Lina**



**Anna**



**Alina**



**Bern**



**Madrid**

Please see the current chair/bench type list for more chair designs, the available sizes and finishes. This list also contains descriptions and prices for each model.





**GWINNER<sup>®</sup>**